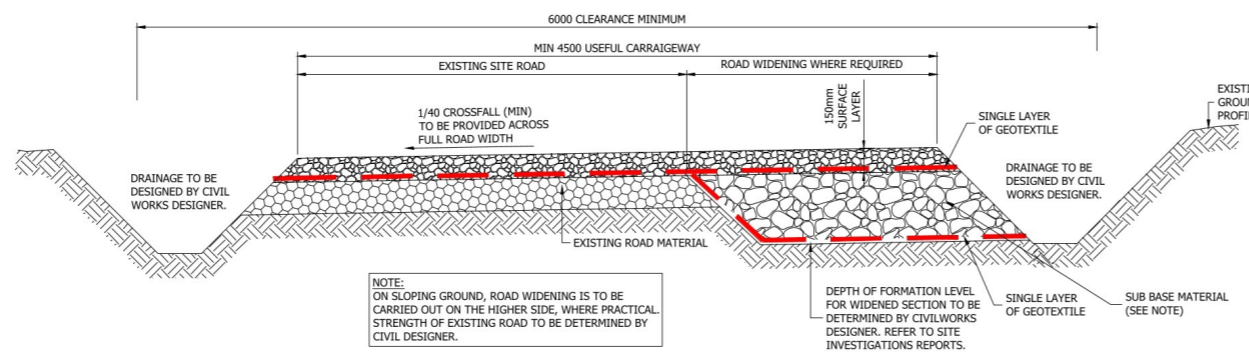
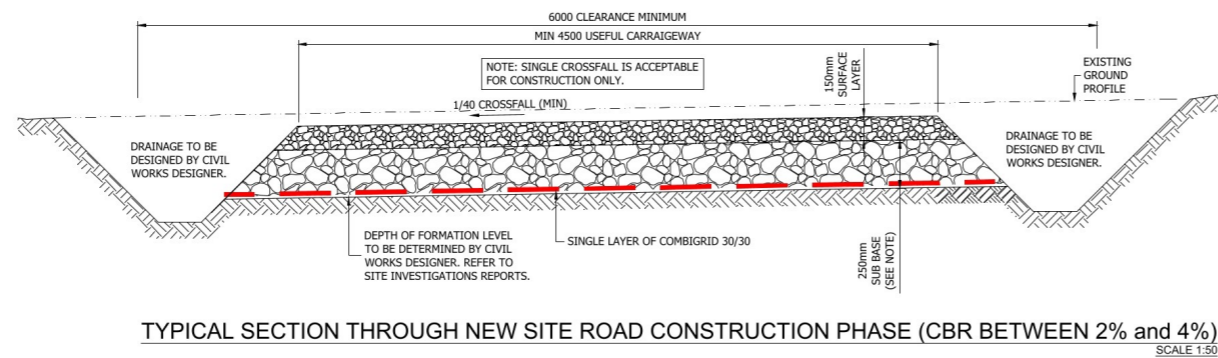
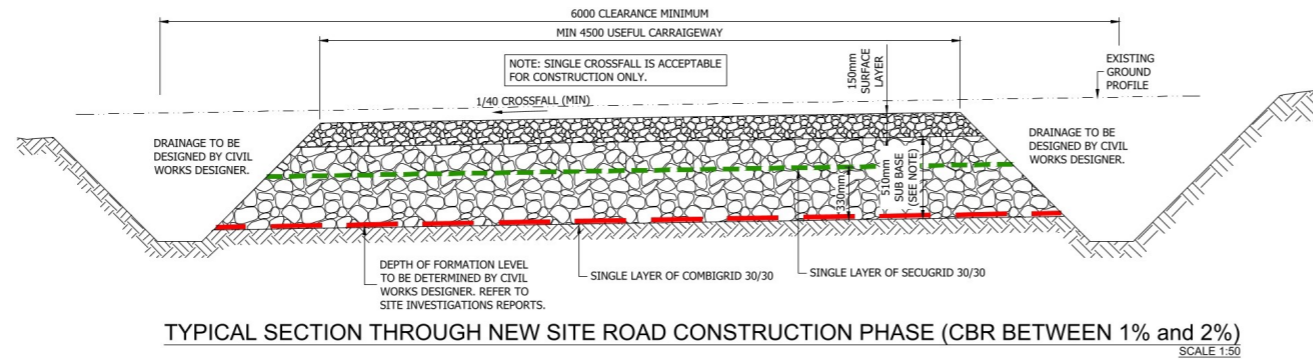
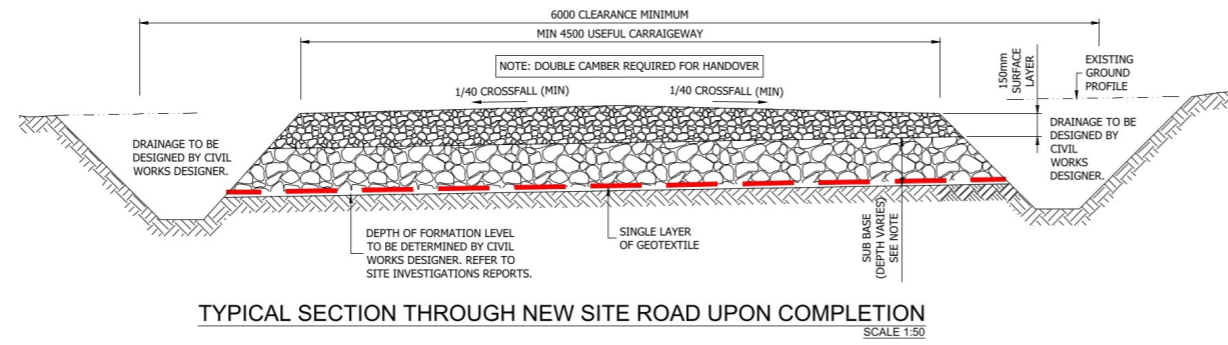


- NOTES:  
 1 FIGURED DIMENSIONS ONLY TO BE TAKEN FROM THIS DRAWING.  
 2 ALL DRAWINGS TO BE CHECKED BY THE CONTRACTOR ON SITE.  
 3 ENGINEER TO BE INFORMED OF ANY DISCREPANCIES BEFORE ANY WORK COMMENCES.  
 4 THIS DRAWING TO BE READ IN CONJUNCTION WITH ALL OTHER RELEVANT DRAWINGS AND SPECIFICATIONS.

THIS DRAWING IS NOT TO BE USED AS A CONSTRUCTION DRAWING.

Legend



**Client**  
CONSTANT ENERGY LIMITED.

**Project**  
TIRAWLEY WIND FARM,  
CO. MAYO

**Title**  
ROAD CONSTRUCTION DETAILS  
(SHEET 1 OF 2)



© COPYRIGHT OF  
 JENNINGS O'DONOVAN AND PARTNERS LIMITED  
 FINISKLIN Tel (+353) 719 161 416  
 SLIGO Email. info@jodireland.com  
 IRELAND www.jodireland.com

@JOD\_Sligo LinkedIn Jennings O'Donovan & Partners Facebook Jennings O'Donovan

Date	21/04/2026	Revision	1	Job No.	6289
Scale	NOT TO SCALE	Stage	Planning	Figure	2.10
Drawing	DT	Checked	MG	Approved	MG